

3

4

5

6

.....	3
.....	10
.....	14
.....	64
.....	92
.....	97
.....	114
.....	121
.....	122
.....	125
.....	255

2021



		/
		“ ”
		“ ”
		2021 1 1 —2021 12 31
		2020 1 1 —2020 12 31

			300487
			SUNRESIN NEW MATERIALS CO.,LTD
			SUNRESIN
			135
			710076
			2017 8 11
			135
			710076
			www.sunresin.com
			pub@sunresin.com

	135	135
	029-81112902	029-81112902
	029-88453538	029-88453538
	pub@sunresin.com	pub@sunresin.com

	http://www.szse.cn/
	www.cninfo.com.cn

	22

	35 A 4		2020 8 2023 12

	2021	2020	2019
	1,194		

2021

	219,675,883
--	-------------

	0.00
	0.00
/	1.4151

	293,167,908.66	262,447,785.73	335,343,716.94	303,947,118.80
	87,311,765.08	62,970,381.97	87,377,260.45	73,197,187.68
	81,582,033.34	59,475,568.68	83,774,545.84	71,550,788.90
	53,344,392.50	39,501,194		

	2021	2020	2019
	53,530.16	-67,688.3	



2025

2018

”

2021

mRNA

2020

“

2019

PFOS

2009

4

2019 2
DOW
GE Biopharma
Ecolab

214

37

(ROHM HAAS)

GE

GE Life Sciences

2021 10

Purolite

GE

2021

“ ”

1.

2020

2

1

5

ESG

2.

“ + ”

“ ” “ ”

“ ”

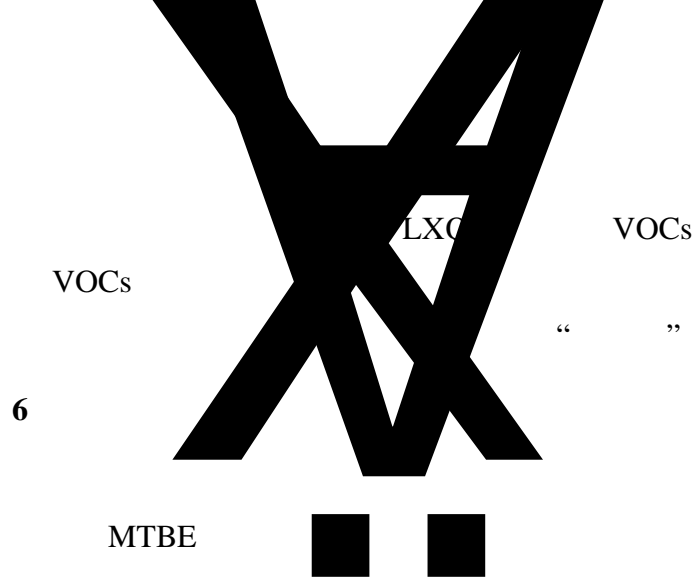
“ ”

3.

4.

1.

1



2.

/			C DCPC	20 & &

	50000t/a	67.85%		
/	20000L/a	24.94%		



2021

10

6101360546

11

JY36101930112078

2020.12.11-2025.

12.10

12

26		HW-BS026202101		2- LX-MC-dex1 DEAE DEAE spelife FF DEAE spelife A25 DEAE spelife A50	2021.7.29-2026.0 7.29

CPC

7-ACA

UPW

()

1.

2021

		11.95	30%		3.11	54%
2021			3.5	35%		3.4
	57%	3.2		59%		32%
2021		11.95	30%			1.12
	9.3%			10.8	46%	
		“	”			

	2021	2020	
	11.95	9.23	29.51%
	1.12	1.83	-38.80%
	10.83	7.4	46.35%

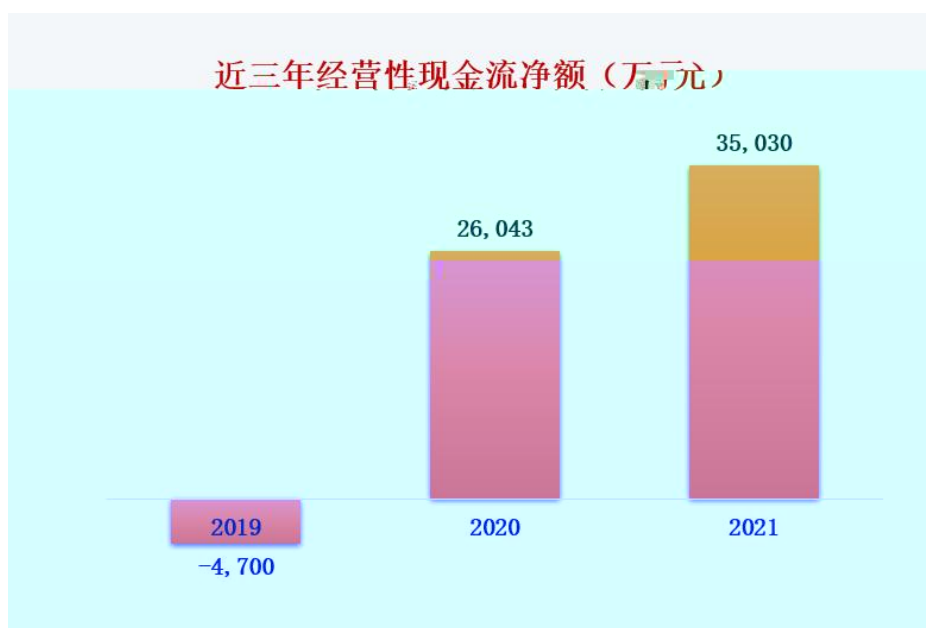
3.11 54%

100%


2021 49% 3% 44.57% 2% 43% 3%

2021 2 3.5 35% 2019 “

”



2021 3.4 57% 3.2 59%



2021 9 52% 2.45
17% 2020 64% 2021 75%

		2021	2020	
		12,246.98	9,227.54	33%
		20,117.93	14,311.56	41%
		28,753.45	16,969.84	69%
		13,372.42	6,420.45	108%
		4,579.21	4,696.29	-2%
		8,933.09	5,330.36	68%
		2,120.75	2,147.09	-1%
		24,530.60	29,660.44	-17%
		4,461.97	3,249.45	37%
		374.25	250.08	50%
		119,490.65	92,263.09	30%

2021

+

2021

2020

“

”

“

”

“

VOCs

”

“

”

“

VOCs

”

“

VOCs

”

“

”

1

3

2021

15.78

/

5.8

15

15

9

“

”

2021

18.20M ·cm

2021

2000

200%

2.75

69%

2018

Puritech

2021

Puritech

371

75%

Puritech

Puritech

1

3000

2000

2021

2021

15.78

/

5.8

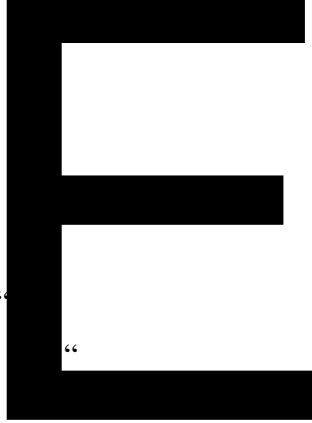
15

15

2022

2023

2



2021

È2021

“

” “

“

”

È

2021

“

” “

”

“

2021

” “

'2021

”

6



Ei`

	2020	43.9	LCE		2025	164 m\$
LCE' D308 B@G` "E]d4s0VENS P 4 T						
	2021		99.5%	12.2	/ È	2020 4.5
/		2022		43.22	/	82%

“ ”

Frost&Sullivan

2014 2018

13,198

2018 2020
2023

8.1% 6.3%

Markets and Markets

2019

237

2025

594

2019

2025

16.5%

Valuates Reports

2026

2020

224.9

279.4

3.7%

“ ”

PLA

2020

PLA

39.48

Report Linker

2019

PLA

2021-2026

7.5%

2026

PLA

11

PLA

PPB PPT

2016 “ ” 2030 2030
 2025” 2018-2022 8% Technavio 2022 ” “
 41.7

2020 901 71.95% BCC Research
 11.5% 2021-2025

80%

VOCs

VOCs

2020

VOCs

VOCs

VOCs

2020

2023

1,191,164,012.86

4

--	--	--	--	--	--	--	--

10000t

/a

57,804	57,804.	2,468.	0	2,184.6	50,88	54,914.
.66	66	7		9	9.97	43

3000t/

a

32,600	32,600	12,20	0	9,026.5	27,07	12,600.
		0		5	9.65	00

4000t/


a

27,400	0	0	27,40	0.00	0.00	10,960.
			0			00

25000t

/a

65,000	0	0	27,400	0.00	0.00	0
--------	---	---	--------	------	------	---



5

		2021		2020		
		359,249,936.01	54.38%	205,182,040.24	41.76%	75.09%
		38,425,023.67	5.82%	25,281,716.90	5.15%	51.99%
		117,814,959.07	17.83%	90,305,739.12	18.38%	30.46%
		43,814,609.68	6.63%	35,689,341.74	7.26%	22.77%
		31,563,562.72	4.78%	24,661,798.15	5.02%	27.99%
		114,392,024.16	17.32%	147,295,212.76	29.98%	-22.33%
		1,903,382.52	0.29%	2,255,074.51	0.46%	-15.60%
		358,201.29	0.05%	325,374.35	0.07%	10.09%
		8,026,461.39	1.22%	8,172,337.66	1.66%	-1.79%
		7,125,646.29	1.08%	3,758,320.91	0.76%	89.60%
		13,287,587.31	2.01%	8,709,483.95	1.77%	52.56%

6

Sunresin GmbH

7

8

	274,858,637.89
	23.00%
	0.00%

5

--	--	--	--


1		123,259,406.40	10.32%
2		63,934,906.84	5.35%
3		33,914,381.40	2.84%
4		29,599,788.63	2.48%
5		24,150,154.62	2.02%
	--	274,858,637.89	23.00%

		107,040,651.87
		15.36%
		0.00%

5

1		37,037,773.67	5.31%
2		20,123,093.11	2.89%
3		18,342,132.87	2.63%
4		17,466,901.06	2.51%
5		14,070,751.16	2.02%
	--	107,040,651.87	15.36%

	2021	2020	
	32,768,132.30	23,724,484.05	38.12%
	76,996,000.34	82,656,437.29	-6.85%
	2,411,146.61	40,670,077.27	-94.07%
	76,830,551.59	54,747,562.96	40.34%



ASOs
RNA siRNA
RNA microRNA

SSMB

COD

VOCs

CBD

CBD

CBD

20 90

proteinA

proteinA

proteinA

proteinA

proteinA

protein A

proteinA

proteinA

70mg/ml

0.5M

proteinA

Seplife proteinA

suno SP large scanl

Q large scanl

seplife pro

teinA suno MA large

scanl

proteinA

30	62	31	100.00%
30 ~40	110	86	27.91%
40	36	31	16.13%

	2021	2020	2019
	76,830,551.59	54,747,562.96	62,362,250.98
	6.43%	5.93%	6.16%
	0.00	0.00	0.00
	0.00%	0.00%	0.00%
	0.00%	0.00%	0.00%

	2021	2020	
	1,049,113,815.28	692,380,337.82	51.52%
	698,808,841.10	431,952,585.77	61.78%
	350,304,974.18	260,427,752.05	34.51%
	7,532,847.43	6,322.00	119,052.92%
	179,684,059.91	58,478,988.30	207.26%
	-172,151,212.48	-58,472,666.30	-194.41%
	216,716,042.83	89,780,155.56	141.39%
	207,970,292.62	139,987,051.45	48.56%

2021

	8,745,750.21	-50,206,895.89	117.42%
	172,338,830.99	130,206,444.63	32.36%

1

34.51

	3,005,500.00	0.10%	70,959,166.67	2.78%	-2.68 %
	393,098,411.40	12.66%	158,960,481.85	6.23%	6.43%
			22,744,076.26	0.89%	-0.89 %
	3,601,599.21	0.12%	200,850.80	0.01%	0.11%

	0.00							0.00
--	------	--	--	--	--	--	--	------

3.

	81,805,415.30	
	15,843,283.48	
	97,648,698.78	--

1

30,244,296.60

42,626,578.95

8,934,539.75

30,000,000.00

“

”

2021

18,00
0,000.
00

60.0
0%

-8,10
7,547 0.00
.27

2021 www.
04 cninfo
27 .com.
cn

2021

33,656.00

2019 6 17

251.13

33,404.87

3

1.

2.

10%

			436,000,00 0.00	917,508,89 5.22	782,583,91 0.11	475,339,63 8.56	84,614,779 .51	75,877,378 .25
			20,000,000 .00	302,469,20 7.19	68,263,452 .69	131,472,43 0.73	-1,898,002. 66	-521,013.4 6

Sunresin New Materials GmbH		

2022

1.

VOCs

2.

3.

“ + ”

4.

”

“

11

338

2021

2022 2

3

4

6

7

8



2021
07 13

www.cninfo.com.cn

2021
08 20

www.cninfo.com.cn

2021
12 10

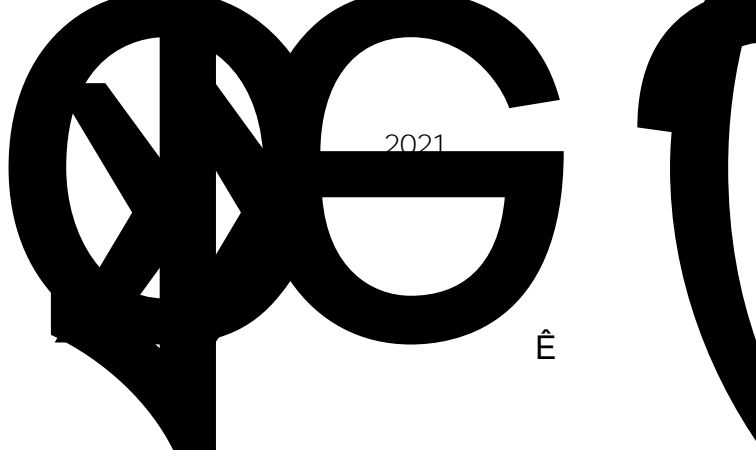
1.

2.

3.

9

3



2021

4.

3

1

Ê

5.

6.

£ 1000000 *
1000000

Ã

1



2021

23.31%

<http://www.cninfo.com.cn/>

2021

57.80%

2021 04 14

2021 04 14

<http://www.cninfo.com.cn/>

2020

43.74%

2021 05 18

2021 05 18

<http://www.cninfo.com.cn/>

2021

4a

1



	2017		2024			
53	09	01	04	14	27,30 0,000	1,797, 305
						29,097 ,305
	2017		2024			
55	09	01	04	14	51,60 0,000	3,397, 105
						54,997 ,105
	2017		2024			
53	09	01	04	14	34,20 0,000	
						34,200 ,000
	2017		2024			
54	09	01	04	14	148,1 25	
						148,12 5
	2019		2024			
52	02	22	04	14	149,0 62	
						149,06 2
	2019		2017			
43	07	12			160,0 00	
						160,00 0
	2017		2021			
56	09	01	04	14	0	
	2017		2021			
59	09	01	04	14		
	2017		2021			
72	09	01	04			

2021



2021 04 14



2021 04 14

8

2021
 1969
 2005
 2011
 1969
 1991
 2011
 2005
 1967
 1990
 3513
 2011
 2001
 1979
 2009 7
 2012
 2018 12
 2019 7
 1970
 1993
 2004
 2012
 2019 2
 1961
 1983
 2023 4
 1978

1965

“ ”

1989

2019 4

2022 4

2.

2

1

3

1984

2008 9 2013

7

2013 9

2020

“ ”

1975

1998 9 2002

7

2002 8

2012

1954

2003

2018 12

3.

8

“ ”

“ ”

2021

“ ”

1975

1998

2001

1980

2001

2007

1975

20

15

40

30

20 BDO 35

2020 8

3

1.


2.

6.5 /

3.

2021

638.25



53	48.92
55	50.17
53	37.72
54	51.41
52	26.21
43	47.22
61	6.5

- 5. 2020
- 6. 2020
- 7.

2021

			4.			
	2021 12 30	2022 1 1	2. 3. 4.	2021	;	;
				2022		

2

	11	10	1	0	0		5
	11	10	1	0	0		5
	11	10	1	0	0		5
	11	10	1	0	0		3
	11	10	1	0	0		4
	11	10	1	0	0		5
	9	8	1	0	0		3
	9	8	1	0	0		3
	9	8	1	0	0		3

3

4

		4	2021 04 23	2020 2020 2020 2021	2020		
			2021 08 19	2021	2021		
			2021 10 18	2021			
			2021 12 30	2021			
		3	2021 04 14				
			2021 11 25	<2021 >	2021		
			2021 12 30				
		4	2021 04 23	2019 2019 2019			

2019

2021 07
30

2019

2021 08
19

2019

<2021

2021 11
25

>

<2021

>



2021

	155
	1,060
	4
	60
	272
	234
	490
	1,060

- 1.
- 2.
- 3.

30%

1	12
	50%
2	12
	30%

1.

80%

2.

40%

3.

20%

1.

2.

$2/3$

1.

2.

1.

,

“

”

1

2

2021

20				
2022	4	21	2021	
2021			10	4.30
		10	5	

2021

1

1.2019 1 4 <2019
>

2.2019 1 24 2019 <2019
> <2019
>

3.2019 3 12 2019
2019

415 159 158
415
4.2019 3 12 2019 3 12
2019 12.50 / 158 415

2019 3
2019
2019
2019 7 16
16.35 / Jean-Marc Vesselie 11

5.2019 7 16

2019
2019

6.2020 1 20

2020 1 20

19.47 / 2

3

7.2020 1 24

2019

12

12

2020 1 24 2019

2019

e [UNHRE÷J E 12

ε 35010 71

8.2020 4 28

2019

J

5010

2

1

= %9 45000000

2020

2021

14.2021 10 8

2021-088

4

111,000

15.2022 3 1




111,000

16.2022 4 21

2019

3

1



2022 04 26 09:16:00 CR

<http://www.cninfo.com.cn/>




f

f

× 1 0.1 dλ ∴

ed70kxnm05 @.H.9@09.1. UV/

93





2



3.

1/3

PLA

J

母

2021

♪

1 82

4.

5.

9,150.09

IN
A

10
A

1
A

“ ”


165

“ ”


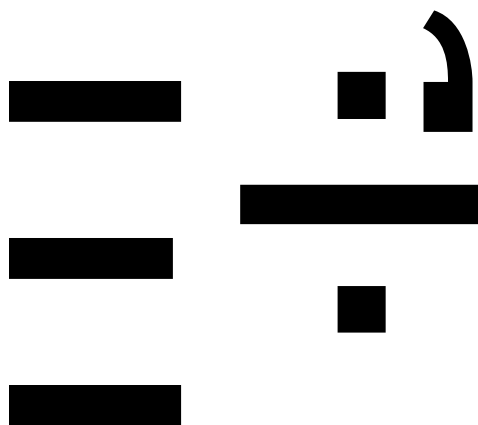
121

374


1



			2%		
			20		
			30		
			30%		
		20		2015 06 01	
		1			
			2		2015 06 01
			3		
					2015 06 01
				1	



			1			
			2			
				1	2015 06 01	
					2015 06 01	



2021

1.

2020 2020
1 7
06

2.

30 2021
9 24

2020 2021
3 24
06


30 2024
3 24

1

7 7

2020 2020
8
6

			5.			
			6.			
			1.			
			2.		2020 11 04	
			1.		2020 06 30	
				2020 06 30		
		1		2020		
		7 7				
		2		2020 08 06		
				3		



1.

2.

3.

2020
07
06

ra

2021

“ ”

“ ”

2018

21 —

2019 1 1

2021 1 1

)		
	981					-	
	3,000					-	
	624.44			2021 9 29 2021 10 8		-	

1

						922.6 9	1.02 %	3,000				2021 04	http:// /www

2021

27 .cninf
o.co
m.cn/

44%

	--	--	922.6 9	--	3,000	--	--	--	--	--
	2021	4	23							
						2021				
						3000		2021		

4

5

6

7

5,194,410

1		3,397,105	83,874,522.45
2		1,797,305	44,375,460.45
		5,194,410	128,249,982.90

	2021 02 08	www.cninfo.com.cn
	2021 03 11	www.cninfo.com.cn

1

1

2

3

1

2021 12 31

1			135	240	2021.06.16-2022.06.15
			1 1		
2			135	655.38	2021.07.01-2023.06.30
			3 1		
3			135	665.69	2021.10.01-2024.09.30
			3 3		
4			135	665.69	2020.06.01-2025.05.31
			3 4		
5			135	2968.79	2018.12.01-2023.11.30
			4 1-2 5 1		

2

2021 12 31

1			53	106.89	2020.04.12-2023..4.11
			28.0		

1. %



1.2021

1,6



	2021 03 24	24.69	5,194,410	2021 03 24	5,194,410		http://www.cninfo.com.cn/	2021 03 23

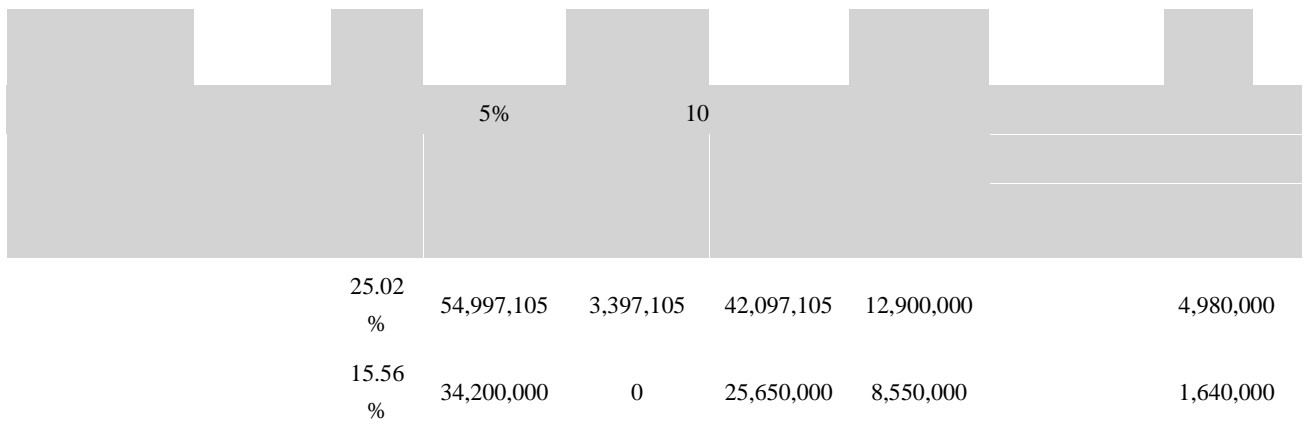
2020 11 11

108 10 21 10 21 10 21

108 10 21 10 21 10 21



2021



		6,864,644		6,864,644
		6,825,000		6,825,000
		3,241,700		3,241,700
	MORGAN STANLE&CO.INTERN PLC	2,452,000		2,452,000
		2,194,700		2,194,700
		1,800,000		1,800,000
		1,613,481		1,613,481
		1,420,719		1,420,719
10				
10				
10				
		1800		
5		1,418,919		1,420,719

10 10

10 10

2

3

10			

1

1)				2019 7 16	16.35 /	
11		“	”		29.59 /	29.58 /
	2019 10 28					
				2019-108		
2)	2019			2019		
10	2.50	“	”		29.33 /	2020 7
13						
				2020-059		
3)				5,194,410		214,574,377
	219,768,787	“	”		29.22 /	2021 3 24
	2021-009					

1 0 2 1

WHEELS

W S

EV

S

30

10	—		11,000	1,100,000.00	1.03%

4

0' ы? ı ы? 9 ' ы? 2 9 0 .

	2022 04 21
	2022 110A012089

2021 12 31

2021

2021

2021 12 31

2021

”

“

0a

2021

9.6

119,490.00

BOC

2021

11

2021

5

2021

1

2

3

4

5

6

	40,039,476.03	1,629,700.00
	1,899,212.18	900,000.00
	281,959,595.03	285,681,258.13
	255,525,264.93	105,659,529.36
	32,509,750.10	14,339,943.15
	10,182,930.27	13,561,588.67
	472,534,824.10	332,381,051.15
	41,132,503.44	8,074,637.61
	15,210,415.51	15,631,952.44
	1,915,231,486.25	1,382,759,075.57
	3,054,915.99	2,517,374.60
	4,477,000.00	4,477,000.00
	22,155,920.74	16,105,730.46
	641,628,310.26	673,389,681.34
	73,995,740.20	42,614,367.95
	4,252,440.00	

	202,604,969.98	167,170,811.09
	26,053,448.60	26,053,448.60
		27,082.22
	25,130,583.86	26,297,175.98
	185,949,477.25	211,659,435.48
	1,189,302,806.88	1,170,312,107.72
	3,104,534,293.13	2,553,071,183.29
	3,005,500.00	70,959,166.67
	71,169,663.25	91,290,374.49
	191,145,190.90	200,311,296.12
	393,098,411.40	158,960,481.85
	11,869,165.25	6,704,788.56
	44,355,512.39	68,915,020.44
	47,282,271.06	69,796,395.43
	784,183.61	1,022,583.61
	23,322,152.15	18,235,338.67
	31,952,969.86	9,367,176.76
	817,200,836.26	694,540,038.99

	2021
	22,744,076.26
98,889,443.47	95,210,081.52
3,601,599.21	
71,720,833.30	58,748,503.78
13,923,477.28	8,961,114.76
188,135,353.26	185,663,776.32
1,005,336,189.52	880,203,815.31
219,785,441.00	214,568,719.00
17,706,868.16	17,814,695.42
753,672,846.47	614,593,608.10
11,718,708.76	34,039,428.76
-1,387,961.81	285,881.94
88,538,685.26	67,426,618.52
1,015,568,710.43	769,780,019.39
2,082,165,880.75	1,650,430,113.61
17,032,222.86	22,437,254.37
2,099,198,103.61	1,672,867,367.98
3,104,534,293.13	2,553,071,183.29

	2021	12	31	2020	12	31
			629,404,651.03			534,637,752.10
			40,039,476.03			1,629,700.00

2021



34,158,406.67

35,926,697.32

2.	-5,405,031.51	-6,515,716.91
	-1,673,843.75	177,586.49
	-1,673,843.75	177,586.49
1.		
2.		
3.		
4.		
5.		
	-1,673,843.75	177,586.49
1.		
2.		
3.		
4.		
5.		
6.	-1,673,843.75	177,586.49
7.		
	303,777,719.92	195,716,788.92
	309,182,751.43	202,232,505.83
	-5,405,031.51	-6,515,716.91
	1.43	0.97
	1.42	0.97

4

	2021	2020
	984,493,784.22	758,110,829.35
	632,349,698.56	506,759,980.55
	9,942,771.47	5,747,772.25
	29,239,279.21	20,319,863.95
	37,920,189.57	50,739,910.81

	46,498,228.09	31,109,992.46
	-4,016,415.84	33,175,169.12
	4,784,574.80	9,394,327.91
	24,837,614.88	6,412,567.95
	9,645,169.42	5,468,087.32
“ ”	3,406,441.39	979,827.07
	537,541.39	979,827.07
“_”		
“ ”		
“ ”	-1,590,223.97	1,629,700.00
“_”	-9,346,127.60	-6,138,272.76
“_”	9,659,601.76	-15,837,864.47
“_”	3,986.15	-17,363.10
“ ”	244,338,880.31	96,342,254.27
	1,381,865.37	2,268,792.86
	1,050,371.69	418,242.17
“ ”	244,670,373.99	98,192,804.96
	33,549,706.56	11,757,575.15
“ ”	211,120,667.43	86,435,229.81
“ ”	211,120,667.43	86,435,229.81
“ ”		
1.		
2.		
3.		
4.		
5.		
1.		
2.		
3.		
4.		
5.		

6.		
7.		
	211,120,667.43	86,435,229.81

5

	2021	2020
		642,968,541.16
		2,751,144.98
	66,452,550.13	46,660,651.68
	1,049,113,815.28	692,380,337.82
	432,836,056.47	187,268,116.38



81,11

	2021	2020
	784,710,075.63	490,958,559.13
		66,522.89
	39,541,615.44	324,753,050.92
	824,251,691.07	815,778,132.94
	390,285,095.45	97,241,546.87
	71,833,289.88	50,215,498.21
	44,631,379.00	41,228,634.28
	170,475,352.67	410,603,150.35
	677,225,117.00	599,288,829.71
	147,026,574.07	216,489,303.23
	2,868,900.00	
	39,615.23	6,322.00
	2,300,870.00	
	5,209,385.23	6,322.00
	12,686,483.53	2,678,580.80
	5,836,250.00	13,850,000.00
	40,000,000.00	
	58,522,733.53	16,528,580.80
	-53,313,348.30	-16,522,258.80
	125,985,831.96	584,100.00
		50,000,000.00
	73,738,510.87	
	199,724,342.83	50,584,100.00
	50,000,000.00	
	48,097,055.01	52,254,870.61



2021

2020

	206,658,386.0	56,232,075.42	366,006,292.97	55,215,381.02	108,295.45	58,783,095.54	628,777,849.53	1,261,350,613.89	18,952,971.28	1,280,303,585.17
			5 'ᐃᐱ	3 'ᐅᐅ	†			0		33'
			3ᑲ'ᐅᐅᑲ'	2'ᐅ12'	18'ᐅᐃ2'					1 'ᐃ823

2021

3		19,250,5	-21,049,			40,299,7	40,299,7
		59.60	214.76			74.36	74.36
4	-10,000.00	-115,000.	-126,73			1,737.50	1,737.50
		00	7.50				
				8,643,5	-61,052,	-52,409,2	-52,409,
				22.98	749.48	26.50	226.50
1				8,643,5	-8,643,5		
				22.98	22.98		
2							
3					-52,409,	-52,409,2	-52,409,
4					226.50	26.50	226.50
		-38,417,	38,417,3				
		380.00	80.00				

	2021										
	214,568,719.00			17,814,695.42	614,593,608.10	34,039,428.76			67,426,618.52	441,594,139.05	1,321,958,351.33
	214,568,719.00			17,814,695.42	614,593,608.10	34,039,428.76			67,426,618.52	441,594,139.05	1,321,958,351.33
“ ”	5,216,722.00			-107,827.26	139,079,238.37	-22,320,720.00			21,112,066.74	146,052,763.29	333,673,683.14
									211,120,667.43		211,120,667.43
	5,216,722.00				138,971,411.11	-22,320,720.00					166,508,853.11
1	5,194,410.00				119,597,842.72						124,792,252.72
2	22,312.00				557,671.52						579,983.52
3					18,815,896.87	-22,320,720.00					41,136,616.87
4											
									21,112,066.74	-65,067,904.14	-43,955,837.40
1									21,112,066.74	-21,112,066.74	
2										-43,955,837.40	-43,955,837.40
3											

2021

1	-107,827.26	107,827.26
2		
3		
4		
5		
6	-107,827.26	107,827.26

2021

									86,435,229.81		86,435,229.81
	7,910,333.00			210,169,935.13	-21,175,952.26						239,256,220.39
1	30,000.00			554,100.00							584,100.00
2	7,890,333.00			190,480,275.53							198,370,608.53
3				19,250,559.60	-21,049,214.76						40,299,774.36
4	-10,000.00			-115,000.00	-126,737.50						1,737.50
								8,643,522.98	-61,052,749.48		-52,409,226.50
1								8,643,522.98	-8,643,522.98		
2									-52,409,226.50		-52,409,226.50
3											
			-38,417,380.00	38,417,380.00							
1											
2											
3											
4											
5											
6			-38,417,380.00	38,417,380.00							
1											
2											
	214,568,719.00		17,814,695.42	614,593,608.10	34,039,428.76			67,426,618.52	441,594,139.05		1,321,958,351.33

, 2001 4 5

91610131726285914J

2021 12 31

219,768,787.00

219,785,441

1

A 93,600,837

A 120,967,882

2015

7 2

2022 4 21

Sunresin New Materials GmbH

lonex Engineering BVBA PuriTech Ltd

1

”

2014

“

15 —

2

24

30 -

39

1

2021 12 31

2021

2

1 1 12 31

3

12

4

3

6

1

3

4

7

1

A

B

C

D

E

2

8

9

1

2

“ ”

“

”

“ ”

10

1

2

5

30

14

10

15

À l'ère
de la science



«6N`F!»

2

		5-20	5	19.00-4.75
		3-5	5	31.67-19.00
		4-5	5	23.75-19.00
		3-5	5	31.67-19.00

31

33

39

34

1

2

3

4

“ ”

35

42

36

1

2

3

39

3 — “ ”

A

B

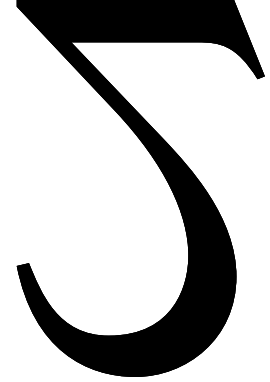
40

(1)

(2)

41

/



2021

12

4

43

44

1

•

29

12

•

•

•

•

2

3 2021

	2020 12 31	2021 01 01	
	604,899,415.06	604,899,415.06	
	1,629,700.00	1,629,700.00	
	900,000.00	900,000.00	



2021


285,681,258.13

285,681,258.13

105,659,529.36

105,659,529.36

	91,290,374.49	91,290,374.49	
	200,311,296.12	200,311,296.12	
	158,960,481.85	158,960,481.85	
		6,704,788.56	
		68,915,020.44	
		69,796,395.43	
	6,704,788.56	6,704,788.56	
	68,915,020.44	68,915,020.44	
	69,796,395.43	69,796,395.43	
	1,022,583.61	1,022,583.61	
	18,235,338.67	18,360,838.34	125,499.67
	9,367,176.76	9,367,176.76	
	694,540,038.99	694,665,538.66	125,499.67
	22,744,076.26	22,744,076.26	
	95,210,081.52	95,210,081.52	
		200,850.80	200,850.80
	58,748,503.78	58,748,503.78	
	8,961,114.76	8,961,114.76	
	185,663,776.32	185,864,627.12	200,850.80
	880,203,815.31	880,530,165.78	326,350.47
	214,568,719.00	214,568,719.00	
	17,814,695.42	17,814,695.42	
	614,593,608.10	614,593,608.10	
	34,039,428.76	34,039,428.76	
	285,881.94	285,881.94	
	67,426,618.52	67,426,618.52	



769,780,019.39
1,650,430,113.61

769,780,019.39

	35,926,697.32	35,926,697.32	
	27,082.22	27,082.22	
	13,715,886.69	13,715,886.69	
	185,459,435.48	185,459,435.48	
	925,528,437.83	925,528,437.83	
	2,282,773,387.09	2,282,773,387.09	
	70,959,166.67	70,959,166.67	
	102,330,374.49	102,330,374.49	
	191,867,296.16	191,867,296.16	
	139,761,609.27	139,761,609.27	
	3,989,469.49	3,989,469.49	
	51,191,896.59	51,191,896.59	
	295,355,324.25	295,355,324.25	
	1,022,583.61	1,022,583.61	
	8,181,269.04	8,181,269.04	
	863,636,405.96	863,636,405.96	
	95,210,081.52	95,210,081.52	

	767,420.18	767,420.18	
	1,201,128.10	1,201,128.10	
	97,178,629.80	97,178,629.80	
	960,815,035.76	960,815,035.76	
	214,568,719.00	214,568,719.00	
	17,814,695.42	17,814,695.42	
	614,593,608.10	614,593,608.10	
	34,039,428.76	34,039,428.76	
	67,426,618.52	67,426,618.52	
	441,594,139.05	441,594,139.05	
	1,321,958,351.33	1,321,958,351.33	
	2,282,773,387.09	2,282,773,387.09	

4 2021

	2020 12 31			2021 1 1
	-	-	326,350.47	326,350.47
	-	-	326,350.47	326,350.47
	-	125,499.67	-	125,499.67
	-	-125,499.67	326,350.47	200,850.80
	-	-	326,350.47	326,350.47



45

1

				13	9	6	13
				7			
				8.25	16.5	25	15 20 12.5 31.225
		20%	1.2%	1.2	12		
		12%					
				3			
				2			

	15
	15
	15
	8.25 16.5
Ionex Engineering BVBA	20
PuriTech Ltd.	12.50
Sunresin New Materials GmbH	31.225
	25

2

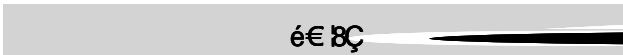
1		200	8.25%
200	16.50%		
	200	8.25% ú 16.5%	
2		0-10	20% 10
	25%	Ionex Engineering BVBA	10 20%
3		12.50%	25%
	33%	PuriTech Ltd.	12.50%
4			

2
2020 23 2021 1 1 2030 12 31
15%
(2004 86)

2021 15%
3 2021 12 10
GR202161003486 2021 2023
15%

3

1





1		257,743,418.38	12,165,489.35	4.72%
1	2	26,811,571.32	3,603,475.18	13.44%
2	3	8,719,300.44	2,280,097.07	26.15%
3	4	3,413,541.26	1,377,705.25	40.36%
4	5	2,738,528.99	2,008,437.16	73.34%
5		5,733,173.65	5,733,173.65	100.00%



S " i 8% 0

	37,248,601.85	902,018.51		694,654.72	37,455,965.64
	37,248,601.85	902,018.51		694,654.72	37,455,965.64

3

4

	28,677,756.87	8.98%	1,353,590.12
	13,278,775.00	4.16%	626,758.18
	11,292,482.90	3.54%	533,005.19
	10,741,758.69	3.36%	507,011.01
	9,716,239.24	3.04%	5,747,800.59
	73,707,012.70	23.08%	

5

6

6^a



1	29,952,733.53	92.13%	13,222,377.36	92.21%
1 2	1,771,599.77	5.45%	751,464.10	5.24%
2 3	509,182.58	1.57%	254,023.93	1.77%
3	276,234.22	0.85%	112,077.76	0.78%
	32,509,750.10	--	14,339,943.15	--

2

	%
2,484,000.00	7.64
1,736,922.17	5.34
1,340,497.60	4.12
1,317,720.00	4.05
770,800.00	2.37
7,649,939.77	23.52



	4,000.00	
	12,170,191.70	15,626,144.53

2

	12	()	()	
2021 1 1	210,604.89	790,131.51	1,063,819.46	2,064,555.86
2021 1 1	—	—	—	—
--	-82,338.76	82,338.76		
--		-500,080.11	500,080.11	
--				
--				
	333,991.31	-133,772.43	-277,513.31	-77,294.43
2021 12 31	462,257.44	238,617.73	1,286,386.26	1,987,261.43

1	1	5,362,615.39
1	2	1,646,775.20
2	3	5,000,801.11
3		160,000.00
3	4	110,000.00
4	5	50,000.00
5		
		12,170,191.70

2

	57,109.61					57,109.61
	57,109.61					57,109.61

3

4

10

	43,170,133.75	2,037,630.31	41,132,503.44	8,499,618.54	424,980.93	8,074,637.61
	43,170,133.75	2,037,630.31	41,132,503.44	8,499,618.54	424,980.93	8,074,637.61

			/	
	1,612,649.38			
	1,612,649.38			--

11

12

13

	10,398,705.41	14,164,794.24
	4,004,954.75	
	393,468.46	1,007,610.97
	413,286.89	459,547.23
	15,210,415.51	15,631,952.44

14

15

16

17

()		()
2,517,374.6	537,541.39	3,054,9
0		15.99

1.			
2.			
3			
4.			
1.	18,644,568.23	3,511,352.51	22,155,920.74
2.	13,632,650.23	2,473,080.23	16,105,730.46

2021

533,521,324.78

339,715,840.06

14,419,326.12

38,210,380.70

925,866,871.66



	428,890.31	475,735.40
	73,995,740.20	42,614,367.95

1

	2,278,158.84		2,278,158.84	8,654,330.43		8,654,330.43
	18,789,570.81		18,789,570.81			
	1,984,155.76		1,984,155.76	569,045.38		569,045.38
	48,570,638.18		48,570,638.18	31,500,605.31		31,500,605.31
	107,182.52		107,182.52	62,038.83		62,038.83
	745,463.70		746,463.70	161,015.31		161,015.31
				835,736.28		835,736.28
	951,484.20		950,484.20	355,861.01		355,861.01
	140,195.88		140,195.88			
	73,566,849.89		73,566,849.89	42,138,632.55		42,138,632.55

,500.00	83	583.8	440.16	2.52	%
		5			
150,000	569,04	1,415,			
,000.00	5.38	110.			

30

/

1

	57,970,221.72	8,700,269.55	67,406,233.46	10,133,190.50
	16,831,528.52	2,524,729.28	25,564,305.33	3,834,645.80
	41,533,785.19	10,383,446.30	25,173,937.01	6,293,484.25
	11,737,433.71	2,269,879.29	13,181,925.20	2,454,772.62
	8,348,396.26	1,252,259.44	23,873,885.42	3,581,082.81
	136,421,365.40	25,130,583.86	155,200,286.42	26,297,175.98

2

	92,823,181.84	13,923,477.28	58,111,065.05	8,716,659.76
			1,629,700.00	244,455.00
	92,823,181.84	13,923,477.28	59,740,765.05	8,961,114.76

3

		25,130,583.86		26,297,175.98
		13,923,477.28		8,961,114.76

4

	1,143,036.62	1,614,170.93
	55,489,880.58	45,566,578.58
	3,443,031.44	3,578,169.10
	60,075,948.64	50,758,918.61

5

31

	198,548,548.08	19,875,286.18		216,412,309.82	31,189,154.28	185,223,155.54
				26,200,000.00		
				236,279.94		
	7,276,215.35		7,276,215.35			
	205,824,763.43	19,875,286.18	185,949,477.25	242,848,589.76	31,189,154.28	211,659,435.48

32


1

2

33

34

35



37

38

	393,098,411.40	158,960,481.85
	393,098,411.40	158,960,481.85

39

1

	6,704,788.56	129,189,831.41	124,025,454.72	11,869,165.25
			7,282,348.38	
	6,704,788.56	136,472,179.79	131,307,803.10	

2



3

1		6,983,639.72	6,983,639.72	
2		298,708.66	298,708.66	
3				
		7,282,348.38	7,282,348.38	

40

		7,936,712.05	31,791,930.62
		32,040,542.50	29,671,387.13
		1,344,125.71	5,058,305.88
		478,338.41	206,721.85
		1,007,818.08	936,932.36
		1,004,020.32	919,362.65
		102,244.94	87,938.54
		341,798.79	147,658.46
		99,911.59	94,782.95
		44,355,512.39	68,915,020.44

41

		784,183.61	1,022,583.61
		46,498,087.45	68,773,811.82
		47,282,271.06	69,796,395.43

1**2**

	589,639.13	125,499.67
	23,322,152.15	18,360,838.34

44

	31,952,969.86	9,367,176.76
	31,952,969.86	9,367,176.76

45

1

	22,732,513.02	40,979,414.93
	-22,732,513.02	-18,235,338.67
	0.00	22,744,076.26

46

1

	98,889,443.47	95,210,081.52
	98,889,443.47	95,210,081.52

2

	340,0 00,00 0.00	2019. 06.11	6	340,0 00,00 0.00	95,21 0,081 .52					750,6 84.90	1,109 ,607. 01	3,972 ,139. 84	651,7 00.00	98,88 9,443 .47
	--	--	--	340,0 00,00 0.00	95,21 0,081 .52					750,6 84.90	1,109 ,607. 01	3,972 ,139. 84	651,7 00.00	98,88 9,443 .47

3

2019 6 11 2025 6 10

2019 6 17


2019 12

48

49

50

51



25

2021

		+ -					
	214,568,719.00	5,194,410.00			2	6,722.00	219,785,441.00

1		100		4,7	2 /
	16,195		16,195	1,7	02 /
	6,117		6,117		579,825.09
	158.43				
				665,498.78	-
2			2020		
	(A	2021			
	5,194,410	1			24.69
128,249,982.90	-		119,597,842.72		

46 100 1

	583,824,339.11	140,053,375.68		723,877,714.79
	30,769,268.99	18,815,896.87	19,790,034.18	29,795,131.68
	614,593,608.10	158,869,272.55	19,790,034.18	753,672,846.47

1	-			
	2021			5,194,410
-	119,597,842.72			
	6,517		-	665,498.78
35				
			-	19,790,034.18
-		-	19,790,034.18	
2	-			
			5,026,930.87	-

2021

1,652,000	21,795,920.00	-
21,795,920.00		

57



	3,742,517.27	1,771,200.84	2,500,784.63	1,242,873.38
	1,194,906,530.13	662,354,422.55	922,630,930.07	492,528,173.78

	901,238,319.22	901,238,319.22
	245,306,033.14	245,306,033.14
	44,619,660.50	44,619,660.50
	915,887,008.11	915,887,008.11
	275,277,004.75	275,277,004.75
	1,191,164,012.86	1,191,164,012.86

1,158,853,674.73

62

	5,129,480.78	2,818,669.83
	3,690,154.69	2,013,335.63
	3,995,262.30	2,755,379.13
	8,403,936.99	3,192,192.69
	973,898.64	720,581.10

[REDACTED]

	32,315,648.23	23,242,629.32
	26,039,630.21	16,740,075.44
	11,024,330.76	9,970,061.46
	5,896,237.96	537,699.87
	1,554,704.43	4,257,096.87
	76,830,551.59	54,747,562.96

66

	8,075,933.68	13,650,075.74
	21,792,954.11	3,558,026.42
	15,553,906.61	30,220,050.45
	574,260.43	357,977.50
	2,411,146.61	40,670,077.27

67

	5,411,829.48	3,716,437.51
	10,128,064.90	5,775,764.85

68

	537,541.39	979,827.07
	2,868,900.00	

	3,406,441.39	979,827.07

69

70

	-1,590,223.97	1,629,700.00
	-1,629,700.00	1,629,700.00
	-1,590,223.97	1,629,700.00

71

	77,294.43	-1,226,477.13
	-928,401.63	3,133,651.60
	-851,107.20	1,907,174.47

72



	9,701,218.72	-15,918,053.27
	9,701,218.72	-15,918,053.27

73





“_”

09

8A8

7A



2021

30,371.69

1,556.76

30,371.69

	21,792,954.11	3,558,026.42
	1,380,840.01	391,401.40
	66,452,550.13	46,660,651.68

2

	8,445,973.82	14,191,065.58
	7,401,276.94	6,169,635.76
	5,997,056.80	7,377,152.43
	5,896,237.96	4,398,414.51
	4,308,277.68	2,821,063.12
	6,423,487.16	6,244,400.69
	1,863,749.44	34,852,367.40
	574,260.43	
	1,360,000.00	
	12,614,022.48	11,050,556.63
	54,884,342.71	87,104,656.12

3

	2,300,870.00	
	2,229,580.00	
	4,530,450.00	

4


		910,000.00
	40,000,000.00	
	40,000,000.00	910,000.00

5

		39,196,055.56
	87,730,210.87	
	87,730,210.87	39,196,055.56

6

	67,694,756.05	56,114,140.00
	20,000,000.00	20,000,000.00
		125,000.00
	1,193,579.24	
	318,994.43	
	89,207,329.72	76,239,62 7



		23,629,840.29	44,816,913.37
	“ ”	-3,406,441.39	-979,827.07
	“ ”	1,166,592.12	-5,841,447.32
	“ ”	4,962,362.52	8,961,114.76
	“ ”	-140,153,772.95	-17,358,975.38
		88,444,612.80	-227,100,058.12
	“ ”	244,984,392.81	140,546,826.51
		11,682,197.21	19,250,559.60
		350,304,974.18	260,427,752.05
2		--	--
		4,112,535.84	
3		--	--
		682,432,099.36	510,093,268.37
		510,093,268.37	379,886,823.74
		172,338,830.99	130,206,444.63

2

3

4

		682,432,099.36	510,093,268.37
		3	

	682,432,099.36	510,093,268.37

80

“ ”

81

	81,805,415.30

	156,933.36	6.3757	1,000,560.00
	482,133.60	7.2197	3,480,860.02
	2,150.80	7.2197	15,528.13
	14,792.57	7.2197	106,797.92

2

83

84

1

2

2020	1,200,000.00		
	200,000.00		
	500,000.00		
2020	3,687,330.00		
“ ”	700,000.00		2021 2021
2019	87,500.00		2019
2021	200,000.00		16 2021 16
2021	300,000.00		2021 2021
	500,000.00		2021
2020	110,000.00		2020 2021 131 2020 2021 1477
2021 “ ”	50,000.00		2021 2020 “ ”
2021	300,000.00		2021
2021	600,000.00		2021

			2021
	210,000.00		
2021	50,000.00	2021	2021 21
	100,000.00	2020	2021 342
	150,000.00	2020	2021 23
	500,000.00	2021	2021 11
	1,142,938.98		
			2019
2020	1,632,000.00	(2019 312
		2020	
	1,756,595.05)	2020 233
2018	40,079.60		2018
	83,756.07	2018	2018 28
	222,222.17		2016 309
	147,570.94		2017 981
	290,000.00		2017 583
2020	56,666.67	2020	
		2020	2020 72
2020	40,000.		2016 5
	350,000.00		
	333,234.90		

3

	2020.12.31			2021.12.31		
	-	1,000,000.00	1,000,000.00	-		

85

1

1

2

3

4

5

6

Sunresin New Materials GmbH

2

1

2

3

3


4

5

6

1**1**

				100.00%		
				60.00%		
				100.00%		
				100.00%		
Puritech Limited					100.00%	
Ionex Engineering BV					100.00%	
Sunresin New Materials Gmbh				100.00%		
				100.00%		

2

	72,244,149	-13,512,57	-13,512,57	46,073,364	38,263,702	-16,289,29	-16,289,29	17,757,599
	.98	8.78	8.78	.31	.52	2.27	2.27	.73

4

5

2

1

2

3

1

				44.00%	
				40.00%	

2

		/	/	
	7,705,373.58	9,332.14	6,115,444.34	0.00
	81,825.31		62,661.34	
	7,787,198.89	9,332.14	6,178,105.68	
	844,208.01	10,000.00	565,495.61	
	844,208.01	10,000.00	565,495.61	
	6,942,990.88	-667.86	5,612,610.07	

	3,054,915.99	-267.14	2,469,548.43	
		267.14	47,826.17	
--				
--				
--		267.14		
	3,054,915.99		2,517,374.60	
	12,750,229.97		18,686,082.27	
	1,258,218.06	-667.86	2,226,879.71	
	1,258,218.06	-667.86	2,226,879.71	

3

4

5

6

7

2021



2021 12 31

23.08%(2020 12 31 43.70%)

			2021.12.31	
1	1-3		3	
				25,738,013.02
25,738,013.02				25,738,013.02
71,169,663.25	915,404.61			71,169,663.25
191,145,190.90				191,145,190.

52'

50'132411' o d o E



2021 12 31
50

22,732,513.02

60

1

	-	-	-	-	-	40,039, 476.03	-	-	-	40,039, 476.03	39,476.03
	1,629,7 00.00	-	-	-	-	-	-	-	1,629,7 00.00	-	-
	105,659 ,529.36	-	-	-	-	255,525 ,264.93	-	-	105,659 ,529.36	255,525 ,264.93	-
	4,477,0 00.00	-	-	-	-	-	-	-	-	4,477,0 00.00	-
	111,766 ,229.36	-	-	-	-	295,564 ,740.96	-	-	107,289 ,229.36	300,041 ,740.96	39,476.03

	6,382,500.00	2,982,600.00

8

6

1



	1	2019	3	12	4,150,000			
	48							12
					36	40%	40%	20%
	2	2019	7	16	110,000			
	48							12
					36	40%	40%	20%
	3	2020	1	20	30,000			
48								12
					36	40%	40%	20%

2

	53,133,585.19
	5,026,930.87

3

4

5

1

3

4

5

6

1

2

3


4

7

8

1

1




2021

2,670,6		2,670,6	100.00	2,670,6		2,670,6	100.00
63.00	0.75%	63.00	%	63.00	0.87%	63.00	%

2021

	694,654.72
--	------------

133,268.54



1

2

3

1



1	1	52,461,763.51
1	2	13,619,411.29
2	3	63,921,513.24
3		158,000.00
3	4	108,000.00
4	5	50,000.00
5		
		130,160,688.04

3

4

5

				%	
		118,876,115.25	0.2	01.11	28,222,662.26

	554,906,696.00		554,906,696.00	549,070,446.00		549,070,446.00
	3,054,915.99		3,054,915.99	2,517,374.60		2,517,374.60
	557,961,611.99		557,961,611.99	551,587,820.60		551,587,820.60

1

	((
))
	436,000,000.00		436,000,000.00
	51,000,000.00		51,000,000.00
	20,000,000.00		20,000,000.00
	42,070,446.00		42,070,446.00
		3,836,250.00	3,836,250.00
		2,000,000.00	2,000,000.00
	549,070,446.00	549,070,446.00	554,906,696.00

9

2021

	2,517,374.60			537,541 .39						3,054,9 15.99	
--	--------------	--	--	----------------	--	--	--	--	--	------------------	--

3

2021 12 31

4

	974,202,556.23	623,894,616.33	753,169,549.76	503,474,855.62
	10,291,227.99	8,455,082.23	4,941,279.59	3,285,124.93
	984,493,784.22	632,349,698.56	758,110,829.35	506,759,980.55

	537,541.39	979,827.07
	2,868,900.00	
	3,406,441.39	979,827.07

6

1

53,530.16

Puritech Ltd						

Puritech Ltd			42,343,554.17		26,053,448.60

